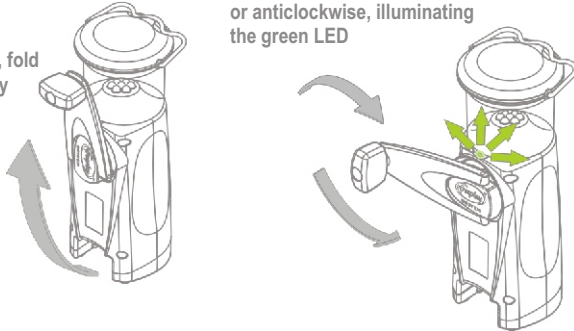


# ECO-CHARGE™ lantern

www.freeplayenergy.com



To self-charge, fold handle out fully



Wind handle clockwise or anticlockwise, illuminating the green LED

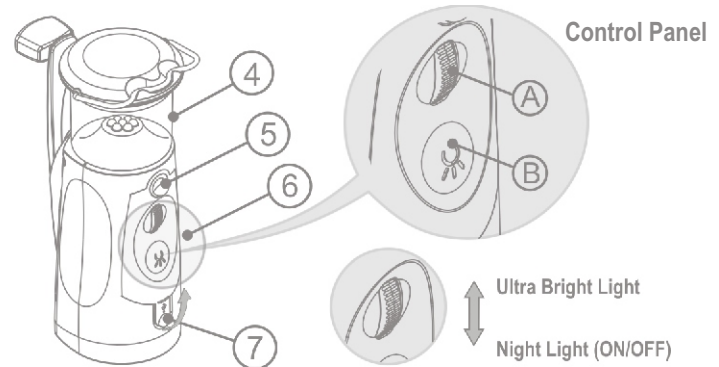
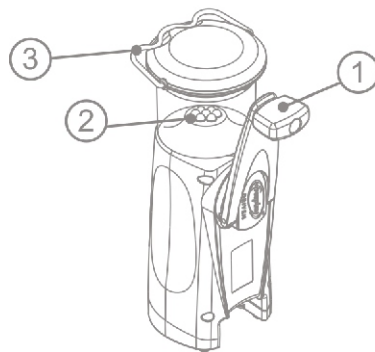
The Freeplay Indigo Eco-Charge LED Lantern, incorporating Freeplay's self-sufficient energy technology, is the most reliable and dependable lantern on the market.

With the Freeplay Indigo you've got light anytime, anywhere.

## English

### Controls

1. Winder Handle
2. Ultra bright LED cluster
3. Hanging/Carry Handle
4. Lens
5. Integrated directional LED
6. Control Panel:
  - A. Dimmer Switch
  - B. Power Switch
6. USB Input Socket



### Congratulations on purchasing the Freeplay Eco-Charge Indigo lantern

Please read these operating instructions carefully before using your lantern and retain them for easy reference. Record the serial number, to be quoted when dealing with Freeplay or a recognized Freeplay distributor regarding this product:

Serial number: \_\_\_\_\_

### FEATURES

- Mini USB recharge capability with internal rechargeable Ni-MH battery
- Freeplay direct charge generator
- 7 ultra-bright LEDs with dimmer switch control, never require replacement
- Adjustable brightness- from night light to ultra bright
- Integrated directional LED
- Up to 70 hours constant shine
- Optimum charge level indicator for ease of use

### PRECAUTIONS

To prolong battery life, always switch the flashlight off after use. A constant drain on a fully discharged battery will shorten the battery life.  
Do not open the casing other than when disposing of the unit.  
When cleaning, do not use abrasives or chemicals. Only use a damp cloth and mild detergents.

### OPERATION

#### External Charging

To charge from the wall switch the lantern off. Plug a mini USB charger into the USB socket located below the control panel.  
After approximately 16 hours the lantern will be fully charged. The adapter can remain plugged in to provide a continuous trickle charge to the internal battery.

#### Self-charge Operation

To operate, hold the lantern firmly and crank the winder handle in any direction. A self-charge of about 30 seconds will provide up to 75 minutes of night light. The lantern can be cranked further at anytime to extend shine times. The Indigo lantern is equipped with a LED charge level indicator, situated above the winder handle, which signals when the optimum input effort is reached. Cranking efforts in excess of this will provide a higher level of charge rate into the battery and consequently increase shine time.  
Cranking the winder handle drives the internal alternator via a transmission, generating self-powered energy which is stored in the internal battery.

#### Internal battery

For best results, the internal battery requires a conditioning charge for 16 hours prior to first use. The lantern can, however, be used immediately in the "self-charge mode" if required.

#### USB Charger

A standard 5V 500mA mini USB charging protocol, means that one charger will now be able to charge most Freeplay products. You may already own a compatible charger (received with a mobile phone, PDA or digital camera). A compatible accessory range increases your charging options from the wall to the car, the sun and your PC.

We recommend that our products are externally charged for extended usage needs. Before you purchase a Freeplay USB charging accessory please consider the environment and be sure that you don't already own an appropriate charging device.

#### Light Options

The Indigo has 2 light options: A space illuminating LED cluster and an integrated directional LED.

The brightness of the LED cluster is controlled by a rotary dimmer switch and can be adjusted to give you the option of selecting any brightness - from night light to ultra bright. This unique feature lets you match your lighting requirements to your specific application, thereby maximizing your energy efficiency.

The directional LED has a fixed brightness, and is independently controlled by the power switch below the dimmer switch. This LED can also be

used while the cluster is on. The downward angle of the LED makes it an ideal task light for illuminating specific areas for reading or working, and can also be used as a handy flashlight.

#### Disposal of unit

Ni-MH batteries should be recycled or disposed of in an environmentally friendly way as prescribed by your local regulations.

### SPECIFICATIONS

#### Power Source:

Self-charge: AC alternator driven by the crank via a transmission

#### Rechargeable Battery

Non-removable rechargeable 3.6 V Ni-MH battery pack.

#### Light Source:

Ultra Bright white LED cluster (7LEDs)  
10mm Single Ultra Bright white LED

#### Adapter Charge rate:

16 hours - 100% capacity  
As a guide, a constant input effort of 40 minutes using the crank at optimum charge level would fully charge the battery.

#### Shine Time:

##### Cluster

Fully recharged battery - 70 hours (night light)  
Fully recharged battery - 2 hours 30 minutes (max-bright)  
60-second self-charge - 2.5 hours (night light)  
60-second self-charge - 5 minutes (max-bright)

##### Single LED

Fully Charged - 35 hours  
60 second self-charge - 1 hour

#### Dimensions: Metric (mm) Imperial (inches)

Height	205 (8)	Width	75 (2.9)
Length	70 (2.7)		

### FREEPLAY 2 YEAR WARRANTY

The manufacturer undertakes that, if within 2 (two) years of purchase, this appliance or any part thereof is proved to be defective by reason of faulty workmanship or materials, we will, at our option repair or replace the same free of charge for labour or materials on condition that:

1. The original invoice or sales receipt (indicating the date of purchase, product type and dealer's name) is presented together with the defective unit.
2. The complete unit is returned to the manufacturer or country distributor, postage paid.
3. The unit has not been serviced, maintained, repaired, taken apart or tampered with by any person not authorised by the manufacturer.
4. All service work is undertaken by the manufacturer or appointed agents.
5. Any defective unit or part shall become the property of the manufacturer.
6. This warranty is in addition to your statutory rights.

This warranty excludes damage caused by misuse or neglect. To register please complete the online registration form at:

www.freeplayenergy.com  
Customer Care: info@freeplayenergy.com

### Available Accessories

- Universal USB Car Charger
- Universal USB adapter
- Solar panel

To learn more about Freeplay products visit us at:  
www.freeplayenergy.com

Please consider the environment before printing this manual